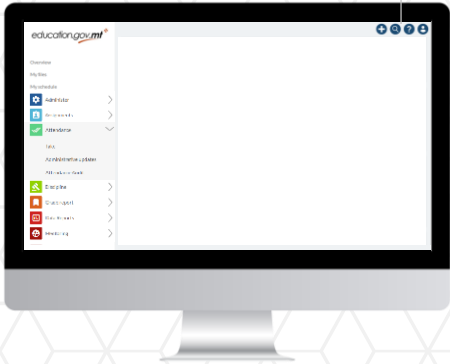


MySchool
SEARCHING FOR USERS
004
Quick reference guide

SUPER SEARCH



Active users of all types can be searched for using Super Search

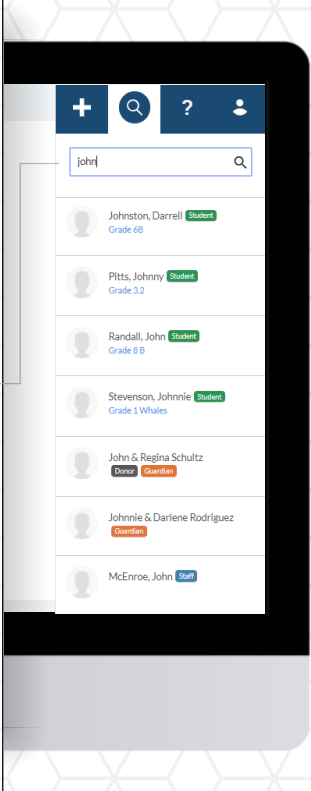


Start typing the name in Quick search and matching users will start to show up in the results bar.



The user type will show up next to the user name.

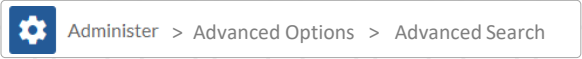
Click on the user to go to their detail page.



ADVANCED SEARCH

Advanced search can be used to find ALL users stored in the system. (Active, inactive, archived)

Advanced search can be found via the main menu.



By Name / Legal Name	<input type="text"/>	SEARCH
By Email	<input type="text"/>	SEARCH
By Phone number	<input type="text"/>	SEARCH
By User ID	<input type="text"/>	SEARCH
By User Status	Disabled <input type="text"/>	SEARCH

Searches can be made using a number of criteria.

Links to related knowledge base guides
Advanced Search

If this guide is printed, you can find these articles by searching for the above titles at support.msm.io

